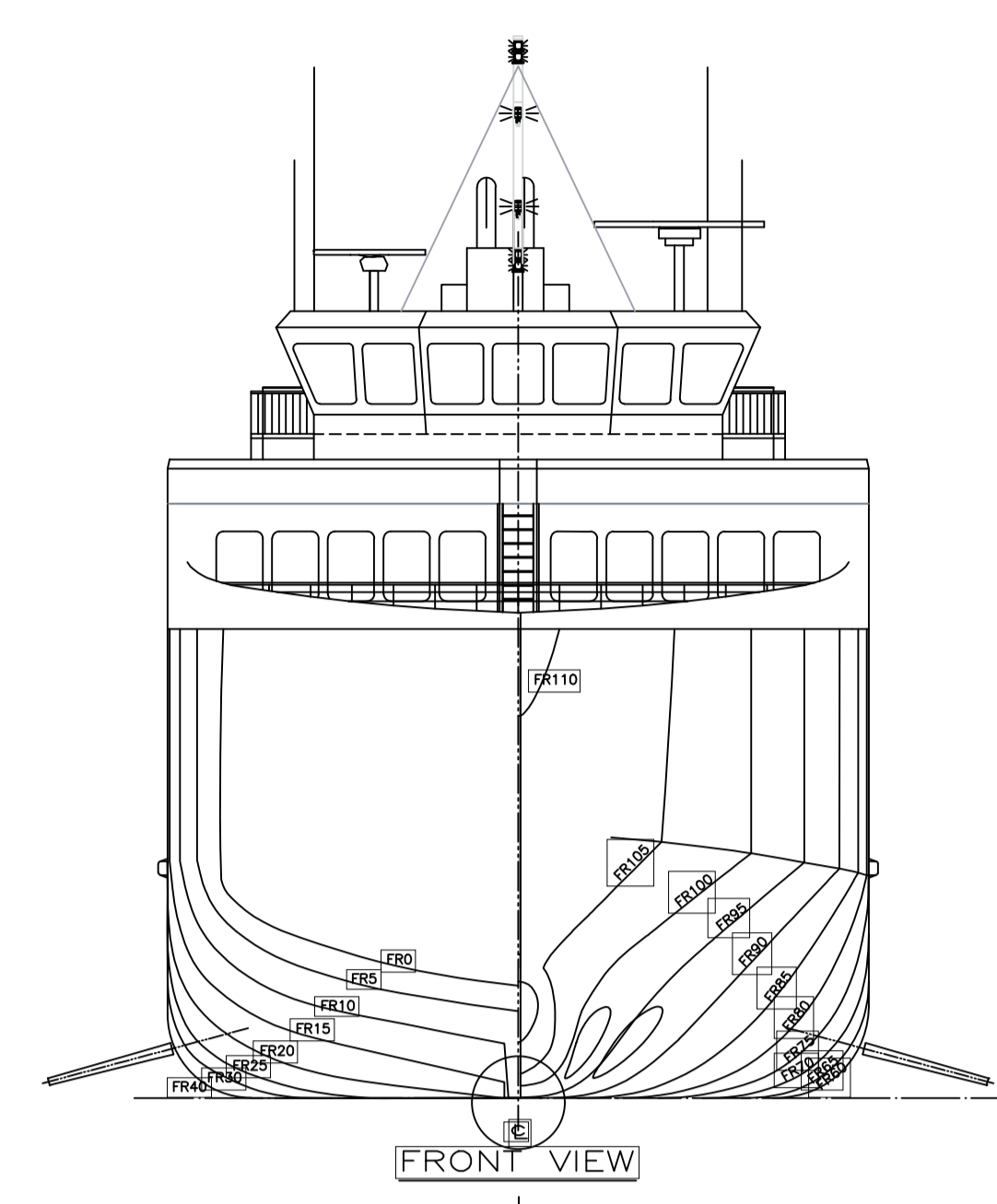


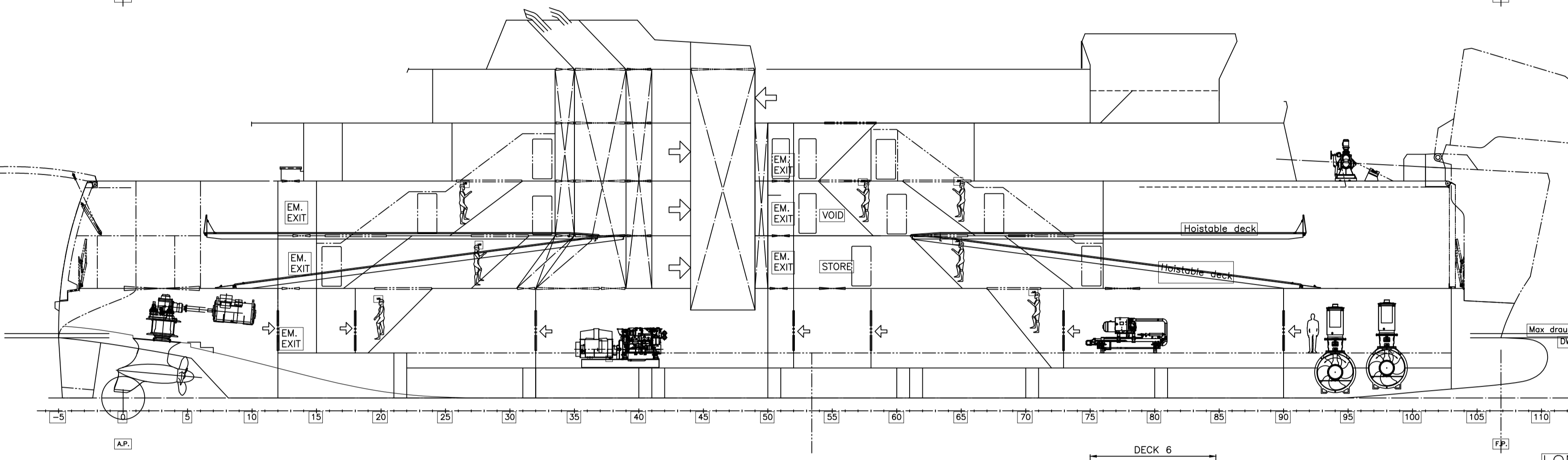
WHEELHOUSE TOP
1800 AB BL
DECK 6
1570 AB BL
DECK 5
1450 AB BL
DECK 4
1370 AB BL
DECK 3
1250 AB BL
DECK 2
1170 AB BL
DECK 1
1050 AB BL
DECK 0
BLT

SIDE VIEW



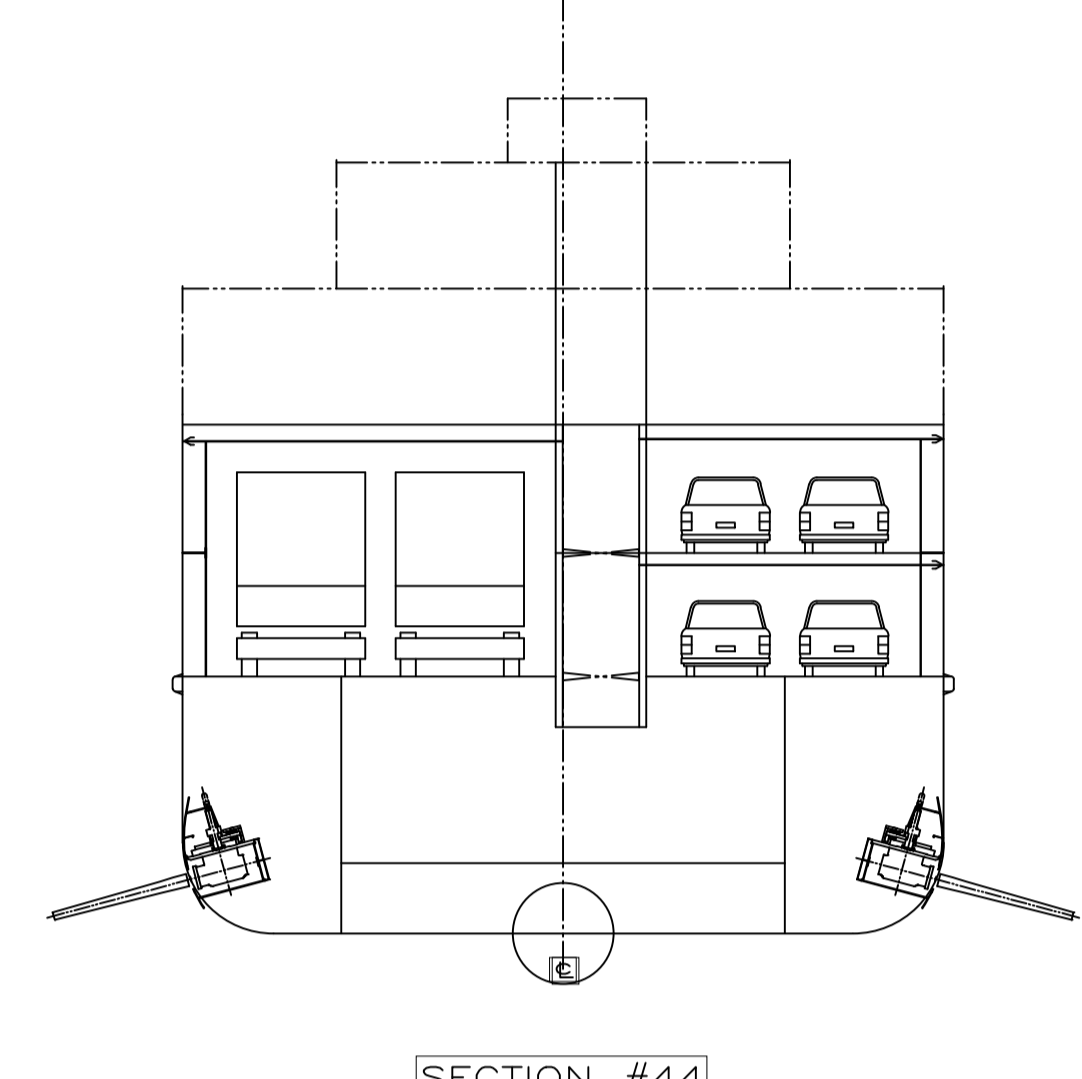
WHEELHOUSE TOP
1800 AB BL
DECK 6
1570 AB BL
DECK 5
1450 AB BL
DECK 4
1370 AB BL
DECK 3
1250 AB BL
DECK 2
1170 AB BL
DECK 1
1050 AB BL
DECK 0
BLT

FRONT VIEW



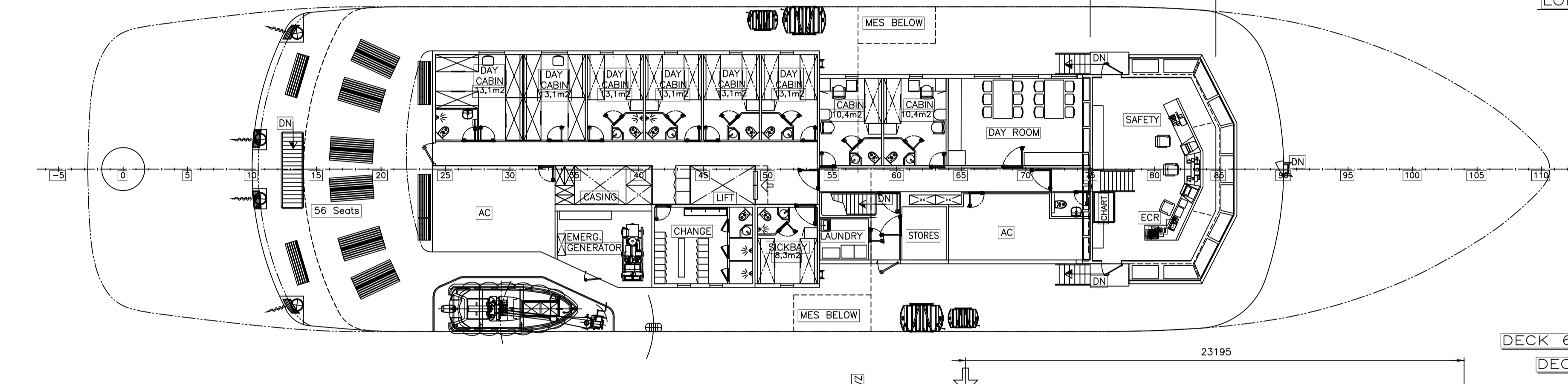
WHEELHOUSE TOP
1800 AB BL
DECK 6
1570 AB BL
DECK 5
1450 AB BL
DECK 4
1370 AB BL
DECK 3
1250 AB BL
DECK 2
1170 AB BL
DECK 1
1050 AB BL
DECK 0
BLT

LONGITUDINAL SECTION

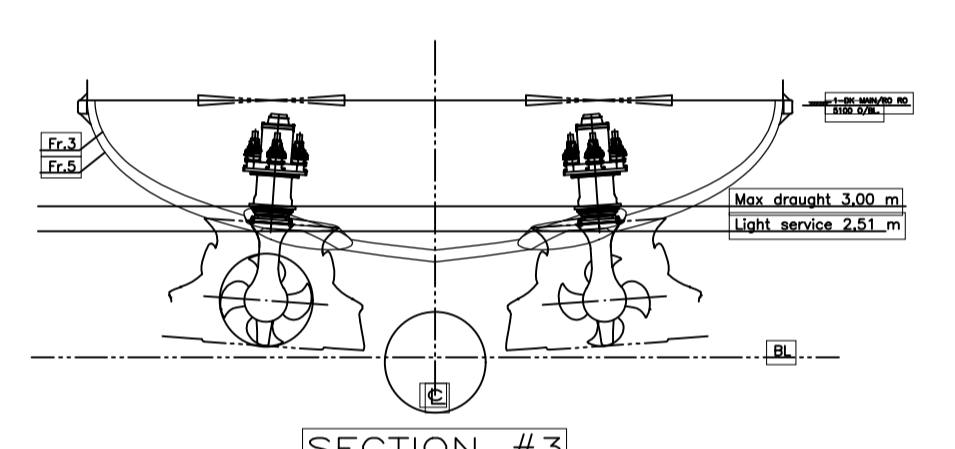


WHEELHOUSE TOP
1800 AB BL
DECK 6
1570 AB BL
DECK 5
1450 AB BL
DECK 4
1370 AB BL
DECK 3
1250 AB BL
DECK 2
1170 AB BL
DECK 1
1050 AB BL
DECK 0
BLT

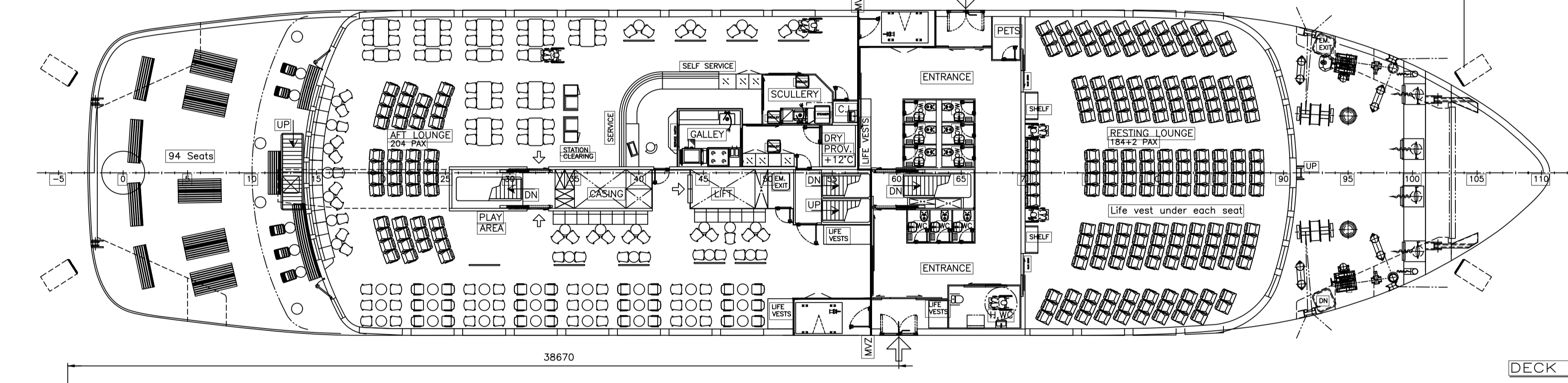
SECTION #44



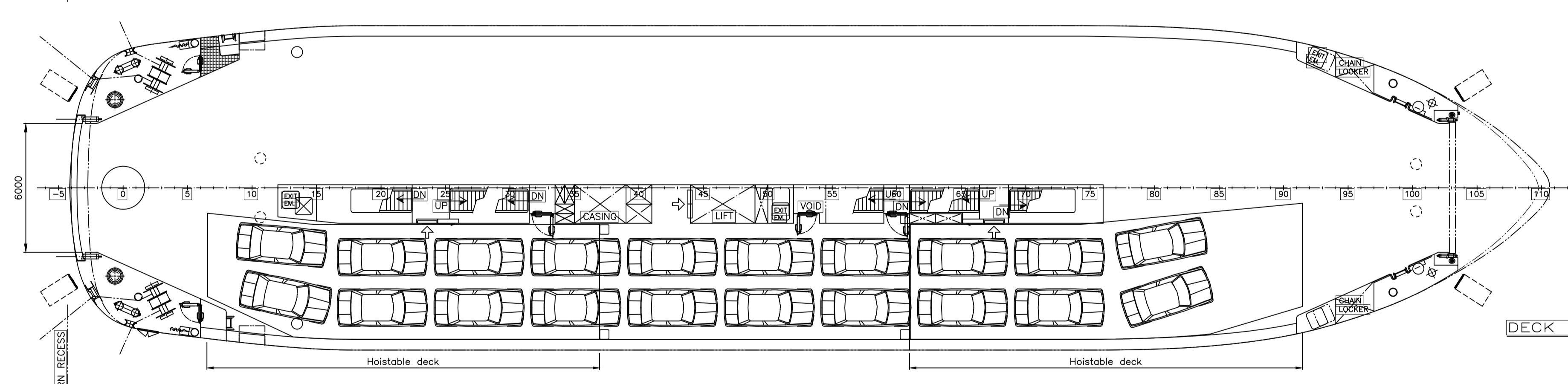
DECK 6 - WHEELHOUSE DECK
DECK 5 - CREW DECK
12800/14300 AB BL



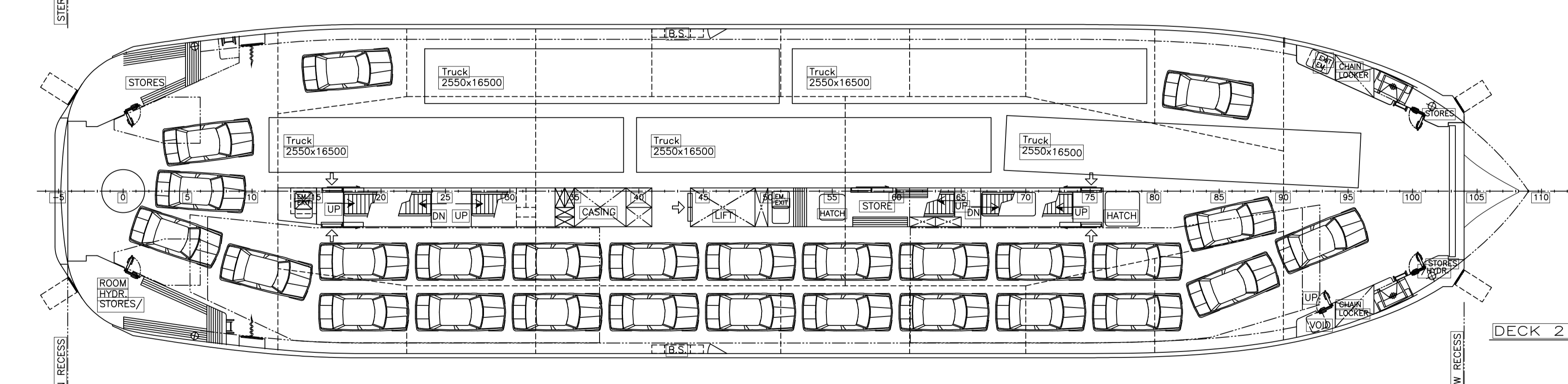
SECTION #3



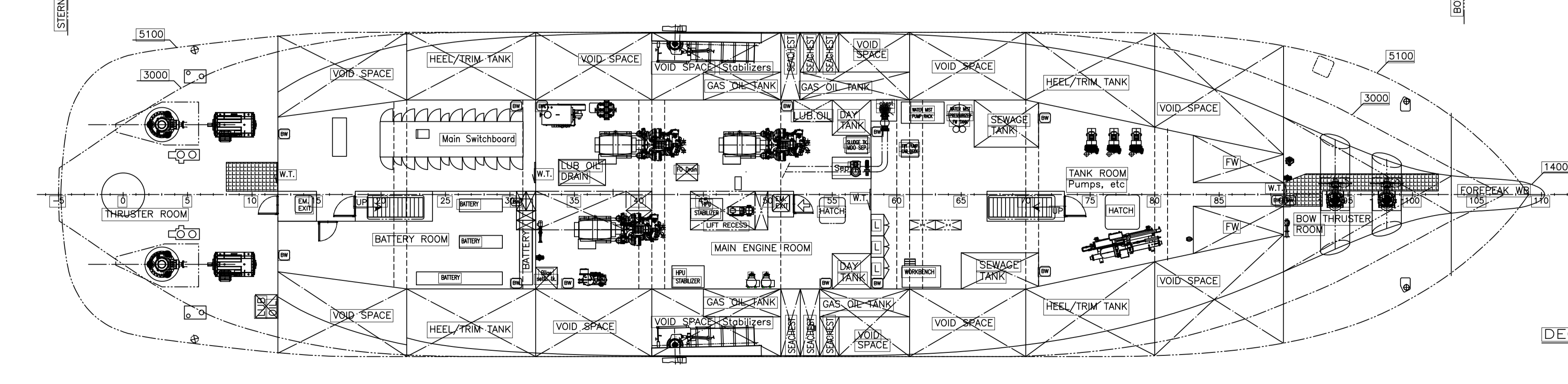
DECK 4 - PASSENGER DECK
10100 AB BL



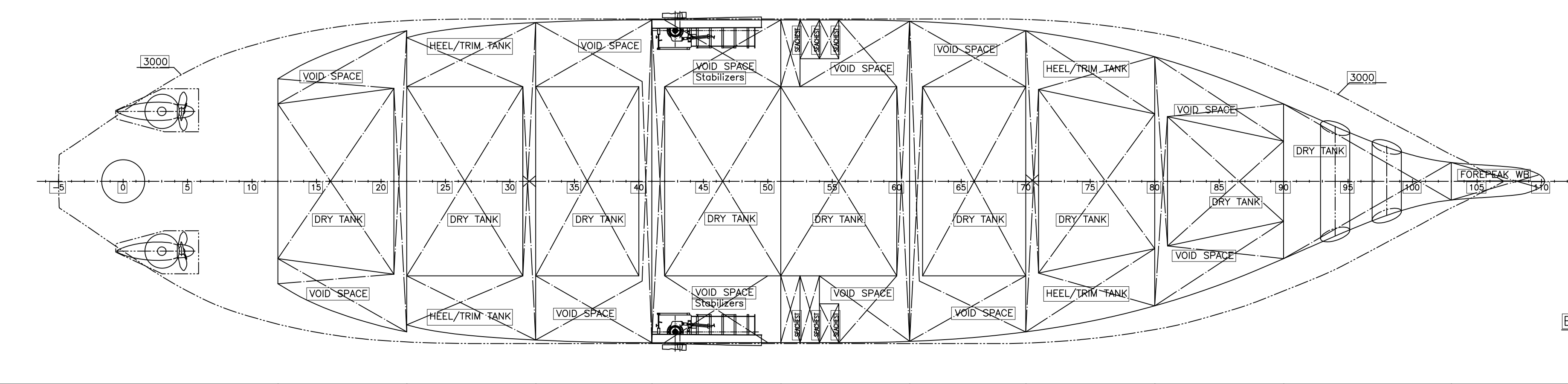
DECK 3 - PLATFORM DECK
7550 AB BL



DECK 2 - MAIN RO-RO DECK
5100 AB BL



DECK 1 - TANKTOP
1400 AB BL



BELOW TANKTOP

MAIN DIMENSIONS:	
LENGTH O.A.	(=) 69.38 (m)
LENGTH BETW. PERP.	(=) 64.12 (m)
LENGTH CAR DECK	(=) 63.80 (m)
BREADTH MLD.	(=) 15.10 (m)
BREADTH EXTREME	(=) 15.50 (m)
DEPTH MLD. TO MAIN DECK	(=) 5.10 (m)
DESIGN DRAUGHT TO B.L.	(=) (ob.) 2.80 (m)
MAX DRAUGHT	(=) (ob.) 3.00 (m)
FRAME DISTANCE	(=) 0.60 (m)
CAPACITIES:	
LANE CAPACITY	(=) 329 (m)
PASSENGERS, Summer, Class C	(=) 540 (pers.)
PASSENGERS, Winter, Class B	(=) 390 (pers.)
MARINE DIESEL OIL	(=) 83 (m ³)
FRESH WATER	(=) 37 (m ³)
DEADWEIGHT AT DESIGN DRI	(=) 315 (t)

PK-259.1

CLIENT	Vegagerdi Icelandic Road and Coastal Administration Reykjavik, Iceland	CLIENT DRAWING NO.	
TITLE	Ferry Landeyjahöfn - Vestmannaeyjar General Arrangement PK 259.1	SCALE	1:1180
DATE	05.03.11	DRAWN	14.10.2015 SK
DESIGNED	07.01.10	CHECKED	09.11.2015 AG
APPROVED	05.03.2015	DATE	09.11.2015 AG
PK-PROJECT NO.	14075	PK-NO.	1/1
PK-DRAWING NO.	013801	REV.	A/1
PK-DESCRIPTION	GENERAL ARRANGEMENT	ENDFILE	013801AT.DWG

Referring to convention of Paris 20 March 1983 for the "Protection of Industrial Property", we emphasize that technical drawings, descriptions, models, specifications etc. belong to the designing firm, and cannot be made public, copied or otherwise used without the written consent of our firm.

polarkonsult
naval architects & marine engineers
P.O. BOX 877, N-4848 HARESTAD, NORWAY